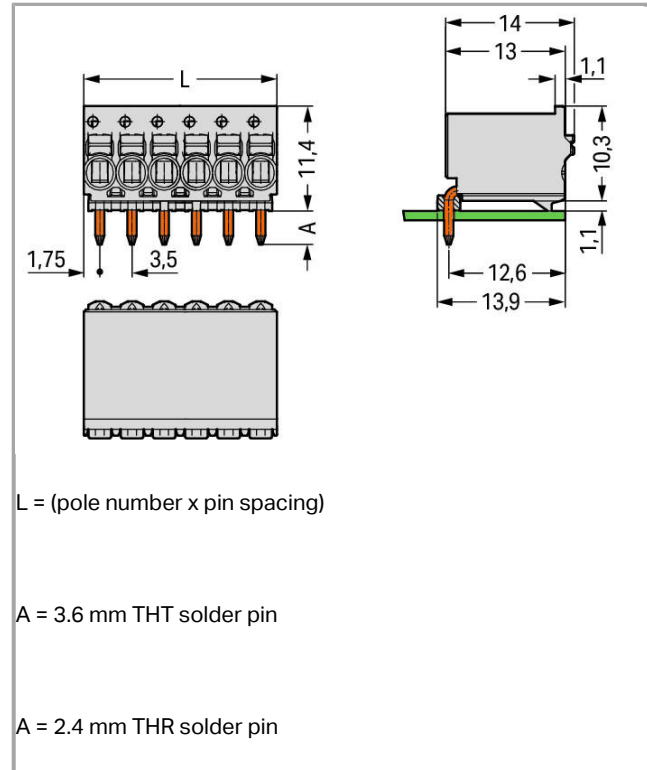


Data sheet | Item number: 2091-1376/000-5000

1-conductor THT female header; 1.0 mm Ø solder pin; angled; direct marking; 1.5 mm²; Pin spacing 3.5 mm; 6-pole; 1,50 mm²; light gray



2091-1376_000-5000



Item description

- Universal connection for all conductor types
- Simple, push-in termination of solid and ferruled conductors
- Easy-to-use design does not require special tools
- Ability to wire while mated or unmated
- Integrated test ports for testing parallel to conductor entry
- Custom-installed solder pins

Safety information 1:

The **picoMAX® pluggable connection system** is designed without breaking capacity for compliance with DIN EN 61984. When used as intended, MCS Connectors shall not be connected/disconnected when live or under load. The circuit design should ensure header pins, which can be touched, are not live when unmated.

Data

Electrical data

Ratings per IEC/EN 60664-1

Rated voltage (III / 3)	160 V
Rated impulse voltage (III / 3)	2.5 kV
Rated voltage (III / 2)	160 V
Rated impulse voltage (III / 2)	2.5 kV
Rated voltage (II / 2)	320 V
Rated impulse voltage (II / 2)	2.5 kV
Rated current	10 A

Approvals per UL 1059

Rated voltage UL (Use Group B)	300 V
Rated current UL (Use Group B)	10 A
Rated voltage UL (Use Group D)	300 V

Connection data

Connection technology	Push-in CAGE CLAMP®
Actuation type	Push-button
Solid conductor	0.2 1.5 mm ² / 24 14 AWG
Fine-stranded conductor	0.2 1.5 mm ² / 24 14 AWG
Fine-stranded conductor with ferrule with plastic collar	0.25 0.75 mm ²
Fine-stranded conductor with ferrule without plastic collar	0.25 1.5 mm ²
Strip length	8 9 mm / 0.31 0.35 inch
Conductor entry angle to the PCB	0°
Total number of connection points	6
Total number of potentials	6
Number of connection types	1
Number of levels	1
No. of poles	6

Geometrical Data

Pin spacing	3.5 mm / 0.138 inch
Width	21 mm / 0.827 inch
Height	11.4 mm / 0.449 inch
Depth	14 mm / 0.551 inch
Solder pin length	3.6 mm

Solder pin diameter	1 mm
Drilled hole diameter (tolerance)	1.2 ^(-...+0.1) mm

Plug connection

Contact type (pluggable connector)	Female connector/socket
Connector connection type	for PCBs
Mismating protection	No
Mating direction to the PCB	0°

PCB contact

PCB contact	THT
-------------	-----

Material Data

Color	light gray
Material group	I
Insulating material	Polyphthalamide (PPA GF)
Flammability class per UL94	V0
Clamping spring material	Chrome nickel spring steel (CrNi)
Contact material	Electrolytic copper (E _{Cu})
Contact plating	tin-plated
Fire load	0.065 MJ
Weight	3.298 g

Environmental Requirements


Limit temperature range	-60 +100 °C
-------------------------	-------------

Commercial data

Country of origin	DE
GTIN	4050821367925
Customs Tariff No.	85366990990

Approvals / Certificates

Radio-Approvals


Logo	Approval	Additional Approval Text	Certificate name
	CSA DEKRA Certification B.V.	C22.2	2362521
	KEMA/KEUR	EN 61984	71-

DEKRA Certification B.V.

102260




Country specific Approvals

Logo	Approval	Additional Approval Text	Certificate name
	CB DEKRA Certification B.V.	IEC 61984	NL-49736
	CSA DEKRA Certification B.V.	C22.2	2362521
	KEMA/KEUR DEKRA Certification B.V.	EN 61984	71- 102260

Compatible products

Coding

	Item no.: 2091-1610 Coding key carrier; suitable for 3.5 mm pin spacing; orange	2091-1610
--	--	-----------

Downloads

Documentation

Additional Information

Technical explanations	Apr 3, 2019	pdf 3.6 MB	Download
------------------------	-------------	---------------	----------

Product family

picoMAX eCOM

[Show all products from the family](#)

Subject to changes.